

UNIVERSITA' CATTOLICA DEL SACRO CUORE

WORKING PAPER

DISCE

Dipartimenti e Istituti di Scienze Economiche

Is the Leverage of European Commercial Banks Pro-Cyclical?

A. Baglioni A. Boitani M. Liberatore A. Monticini

IEF0093 – May - 2010



UNIVERSITA' CATTOLICA DEL SACRO CUORE
- Milano -

**QUADERNI DELL'ISTITUTO DI
ECONOMIA E FINANZA**

Is the Leverage of European Commercial Banks Pro-Cyclical?

A.Baglioni A.Boitani M.Liberatore A.Monticini

n. 93 - maggio 2010



Quaderni dell'Istituto di Economia e Finanza
numero 93 maggio 2010

Is the Leverage of European Commercial Banks Pro-Cyclical?

A.Baglioni (*) A.Boitani (•) M.Liberatore (◆) A.Monticini (◊)

(*)Istituto di Economia e Finanza, Università Cattolica del Sacro Cuore,
Largo Gemelli 1 – 20123 Milano, e-mail: angelo.baglioni@unicatt.it

(•)Istituto di Economia e Finanza, Università Cattolica del Sacro Cuore,
Largo Gemelli 1 – 20123 Milano, e-mail: andrea.boitani@unicatt.it

(◆)E. On Energy Trading, e-mail: massimo.liberatore@hotmail.com

(◊)Istituto di Economia e Finanza, Università Cattolica del Sacro Cuore,
Largo Gemelli 1 – 20123 Milano, e-mail: andrea.monticini@unicatt.it

Comitato Scientifico

Dino Piero Giarda
Michele Grillo
Pippo Ranci
Massimo Bordignon

Redazione

Istituto di Economia e Finanza
Università Cattolica del S. Cuore
Largo Gemelli 1
20123 Milano
tel.: 0039.02.7234.2976
fax: 0039.02.7234.2781
e-mail: ist.ef@unicatt.it

* Esemplare fuori commercio per il deposito legale agli effetti della Legge n. 106 del 15 aprile 2004.

* La Redazione ottempera agli obblighi previsti dalla Legge n. 106 del 15.04.2006, Decreto del Presidente della Repubblica del 03.05.2006 n. 252 pubblicato nella G.U. del 18.08.2006 n. 191.

* I quaderni sono disponibili on-line all'indirizzo dell'Istituto <http://www.unicatt.it/istituti/EconomiaFinanza>

* I *Quaderni dell'Istituto di Economia e Finanza* costituiscono un servizio atto a fornire la tempestiva divulgazione di ricerche scientifiche originali, siano esse in forma definitiva o provvisoria. L'accesso alla collana è approvato dal Comitato Scientifico, sentito il parere di un referee.

Is the Leverage of European Commercial Banks Pro-cyclical?

A. Baglioni, A. Boitani, M. Liberatore, A. Monticini

Abstract

Detecting whether banks' leverage is indeed procyclical is relevant to support the view that booms and crises may be reinforced by some sort of supply side financial accelerator, whilst finding a plausible explanation of banks' behaviour is crucial to trace the road for a sensible reform of financial regulation and managers' incentives. The paper shows that procyclical leverage appears to be well entrenched in the behaviour of a sample of major European banks, which are commonly labelled as mainly "commercial banks".

JEL Classifications: G21 and E3

Keywords: Banks, Pro-cyclicality, Financial Regulation

Paper to be presented at the 25th Meeting of the European Economic Association (Glasgow, August 2010)

1 Introduction

In traditional models of the financial accelerator (Bernanke, Gertler, 1989; Kiyotaki, Moore, 1997) procyclical asset prices increase (decrease) the value of borrowers' collateral and thus increase (decrease) the value of loans they are able to obtain. The ensuing credit expansion (contraction) fuels cyclical upturns (downturns). This is a demand-side (of credit) channel through which the financial system may have an amplification effect on the business cycle. On the other hand, the pioneering "lending view" model (Bernanke, Blinder, 1988) relies on a supply-side (of credit) effect, working through the effect of monetary policy on banks' balance sheets. As in this model banks' net worth is ignored, no amplification mechanism is at work.

However it is a shared view that a supply side amplification mechanism had a role in the growth of the recent financial bubble (2002-2007) and in the economic crisis (2007-201?) triggered by the burst of the bubble. Most observers point at banks' leverage as the propagating factor. The mechanism may be shortly described as follows. During upturns, asset prices rise and - for a given value of debt - leverage goes down. When asset prices go up, banks targeting their leverage will increase their debt in order to purchase more assets and restore the initial leverage. Such a mechanism also works, in the reverse, when there is a negative shock to asset prices. The dynamics of banks' balance sheets may reinforce cyclical upturns and downturns, to some extent independently of monetary policy.

The propagation mechanism becomes self-reinforcing if banks do not try to keep a *constant* leverage but for some reason let it be procyclical. Following an increase in the price of securities, banks would *increase* leverage and demand for *more* securities than needed to restore the *initial* leverage. An upward pressure on asset prices follows, which in turns feeds back in higher leverage, generating a vicious spiral. Any negative shock to banks' balance sheets would trigger a downward spiral of leverage and asset prices. Several explanations have been put forward for the procyclical management of banks' leverage (see Angelini, Panetta, 2009, for an extensive survey).

Detecting whether banks' leverage is indeed procyclical is relevant to support the view that booms and crises may be reinforced by some sort of supply side financial accelerator, whilst finding a plausible explanation of banks' behaviour is crucial to trace the road for a sensible reform of financial regulation and managers' incentives. Adrian and Shin (2010) have been able to show that a procyclical leverage characterises the major US investment

banks between 1997 and 2008, whilst US commercial banks' leverage, in the same period, was roughly constant. In the present paper we shall replicate Adrian and Shin's analysis for 13 European major banks over 1999-2009. The European banks in the sample - which are commonly labelled as mainly "commercial banks" - show the same pattern of active leverage management of US investment banks. Procyclical leverage appears to be well entrenched in European banks behaviour, which points to the fact that a financial accelerator mechanism may have been at work on the eastern side of the Atlantic as well as on the western side.

The paper is organised as follows. Section 2 presents our empirical research strategy and the main results on procyclical leverage of the European banking system, whilst Section 3 contains a tentative explanation of the results, arguing that the explanation advanced by Adrian and Shin (2010) for US investment banks - that is a combination of targeting the proportion of capital to VaR and of market value accounting - can be extended to European commercial banks.

2 The empirical analysis

An empirical analysis is performed using balance sheet data¹ of thirteen major European banks over the period 1999-2009: Santander and BBVA from Spain; Deutsche Bank and Commerzbank from Germany; Credit Suisse and Union de Banques Suisses (UBS) from Switzerland; Intesa San Paolo, Unicredit and Mediobanca from Italy; Societe Generale and Banque Nationale de Paris (BNP) from France; Royal Bank of Scotland and Barclays from the United Kingdom. For all these banks, we collected data² on total assets and leverage. A preliminary look at the data is quite informative. We report the scatter plot of the log difference (i.e. the rate of change between time t and $t + 1$) of such variables (see Appendix): for some banks (see for example Mediobanca, Intesa SP and BNP) it is possible to observe a clear positive relationship, while for others the relationship is less definite.

In order to get more evidence on the possible positive relationship between total assets and leverage, we perform an econometric analysis. It seems natural, given our data set, to perform a panel data regression. The model

¹Source: Bloomberg.

²Recorded on a quarterly base with the exception of SG, RBS, Barclays and BNP which are recorded on a six-month base.

we estimate is

$$y_{i,t} = c + \beta_{i,t}x_{i,t} + \epsilon_{i,t}, \quad (1)$$

where $y_{i,t}$ is the leverage (log difference) of bank i at time t ; $x_{i,t}$ is total assets (log difference) for bank i at time t , and

$$\epsilon_{i,t} = \alpha_t + \eta_{i,t}.$$

The first unobservable component α_t , without the i subscript and hence common to all banks, is the fixed effect, while $\eta_{i,t} \sim i.i.d.(0, \sigma_{i,t}^2)$, with $\sigma_{i,t}^2 \neq \sigma_{j,s}^2$ for $t \neq s$, in general.

Table 1

coeff.	value
c	-0.012^{***} (0.0025)
β	0.612^{***} (0.088)
Adj. R^2	0.239
D.W.	2.02

Note: (***) denotes 1% significance level, based on HAC standard errors (shown in parenthesis).

The regression analysis provides quite strong results³, which are shown in Table 1⁴. As we can see, the estimated β is positive and highly significant. These findings show that a number of large European financial institutions has followed a pro-cyclical management of their leverage: they seem to respond to a change in their asset value by changing their leverage in the same direction.

³As a robustness check, we have re-estimated the model adding some time dummy variables as regressors: the estimated values do not change. The results are available upon request

⁴The standard errors have been obtained by heteroskedasticity and autocorrelation consistent (HAC) covariance matrix estimators (see Andrews and Monahan 1992).

3 Interpreting the results

Adrian and Shin (2010) (AS) show that an active management of leverage introduces a pro-cyclicality into the behavior of financial institutions, even when such a policy aims at keeping leverage constant: if this is the case, intermediaries respond to an increase of their asset value by increasing the size of their balance sheets, namely by issuing more debt and buying more assets (doing the opposite in case of a reduction of asset value). If an intermediary pursues a pro-cyclical leverage policy, this adds a further component to its behavior, strengthening its pro-cyclicality.

AS show that large investment banks in the US have indeed followed a pro-cyclical leverage policy, while commercial banks in the same country seem to be targeting their leverage at some constant level. AS provide an explanation for their findings based on the Value-at-Risk (VaR): this may be defined as the equity capital (or net worth) needed to stay solvent for a given time span and with a given probability. AS show that if a bank wants to keep its equity capital proportional to its VaR, its leverage turns out to be pro-cyclical.

Following AS, let us define leverage (L) as

$$L = \frac{A}{A - D} = \frac{A}{K} \quad (2)$$

where A is the market value of bank assets, D is the amount of bank debt and K is its equity capital. It is easy to see that, absent any active policy of leverage management, an increase of A leads to a lower L . To the contrary, if a bank targets its capital to a fixed proportion of its VaR, L turns out to be increasing in A . To derive this result, let us define VaR as follows:

$$\Pr(A < A_0 - VaR) \leq 1 - c \quad (3)$$

so that if $K = VaR$ the bank is solvent – over a given time horizon – with probability c . Now suppose that a bank targets its ratio of capital to VaR to a specific value λ , implying that $K = \lambda \cdot VaR$. Then its leverage turns out to be:

$$L = \frac{A}{\lambda VaR} = \frac{1}{\lambda} \frac{A}{V} \quad (4)$$

where V is the “unit VaR”: the value-at-risk per unit of assets. Hence the pro-cyclicality of L follows from the counter-cyclicality of V . For example, an increase of asset value lowers the unit VaR, leading to a higher leverage.

The argument made by AS is based on two ingredients. First, a bank is supposed to target its capital to a fixed proportion of its VaR; this may be justified by considering that the solvency regulation (1996 Market Risk Amendment to the Basel Accord) mandates a fixed proportion of such a kind. Second, market value accounting makes the value of bank assets strongly depend on the price changes of assets traded in financial markets. Both these elements directly apply to investment banks, since trading in financial markets is their core business. This can explain AS empirical findings, which are focussed on investment banking.

Our empirical findings differ from those obtained by AS, as we show that *commercial* banks exhibit a pro-cyclical leverage. Our sample is made up by institutions where the commercial banking activity is prevalent, with a few exceptions like Mediobanca and Deutsche Bank. We have two candidate explanations for our results.

A straightforward explanation is that the investment banking activity is a relevant component of the business mix of some intermediaries included in our sample, which are nonetheless classified as commercial banks. The widespread diffusion of the originate-to-distribute model might have played a key role under this regard: an increasing share of bank balance sheets is made up of traded securities, even if originated by loans to firms and households. If this is the case, the two above mentioned arguments – namely a target for the proportion of capital to VaR and market value accounting – can be directly applied to a large share of banks' balance sheets. This can explain why we observe a pro-cyclical behavior of their leverage.

Another explanation derives from the application of those two arguments to the commercial banking business. First, as far as bank loans to firms and households are concerned, the regulation in place during our sample period (the 1988 Basel Accord) does not impose any target related to VaR. However, a target of such a kind might be part of the risk management policy of a large bank, in order to enhance its reputation in financial markets and to improve its ratings. Second, a loss on the loan portfolio obviously implies a reduction of the value of bank assets. Thus adjusting the accounting value of bad loans to their recovery rate may have effects similar to market value accounting, although such adjustments are presumably less frequent than those applied to marketable securities under the mark-to-market regime.

These different explanations are not mutually exclusive, and they deserve a deeper analysis.

References

Adrian T. and Shin H.S. (2010), “Liquidity and leverage”, *Journal of Financial Intermediation*, forthcoming.

Andrews D. and Monahan C. (1992), “An improved heteroskedasticity and autocorrelation consistent covariance matrix estimator”, *Econometrica*, 60, pp.953-966.

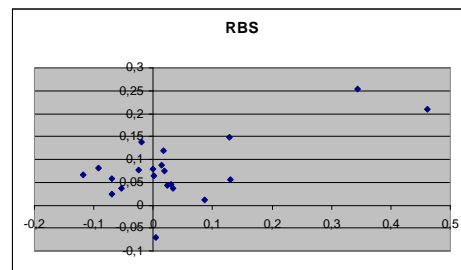
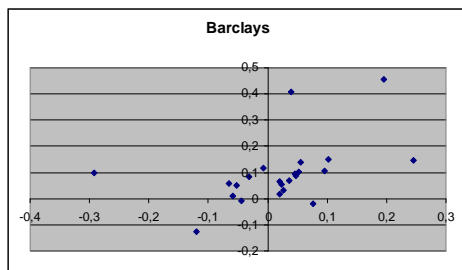
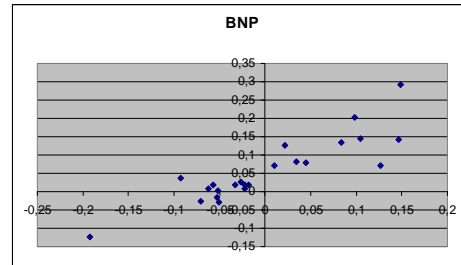
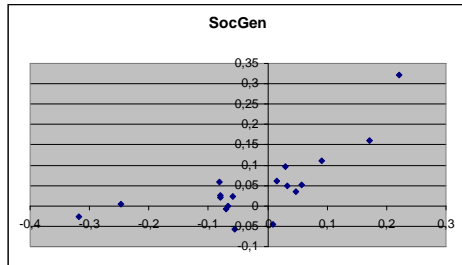
Angelini P., Panetta F. *et al* (2009), “Financial sector procyclicality. Lessons from the crisis”. *Bank of Italy occasional Paper*, n. 44.

Bernanke B. and Blinder A. (1988), “Credit, money and aggregate demand”, *American Economic Review*, 78, pp. 435-439.

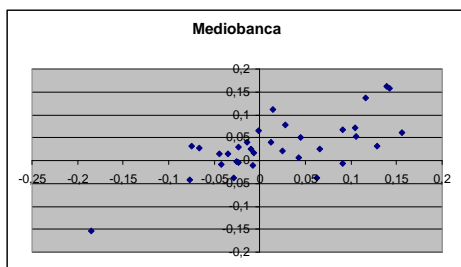
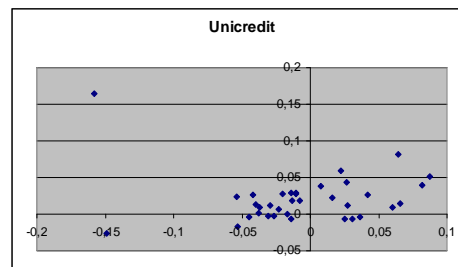
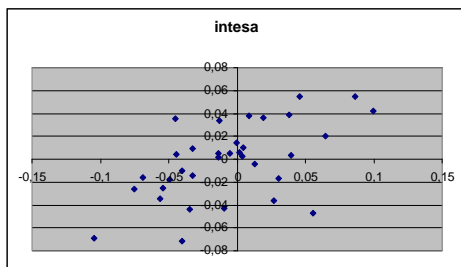
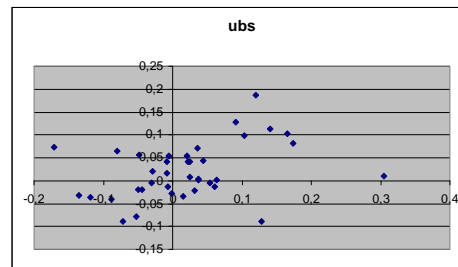
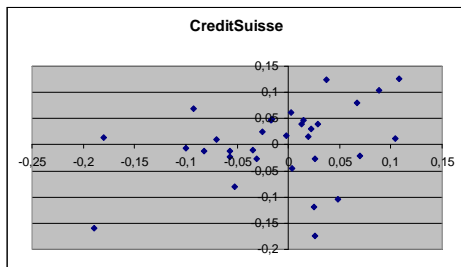
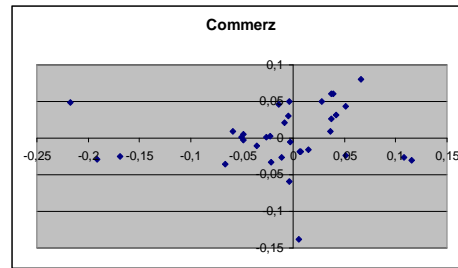
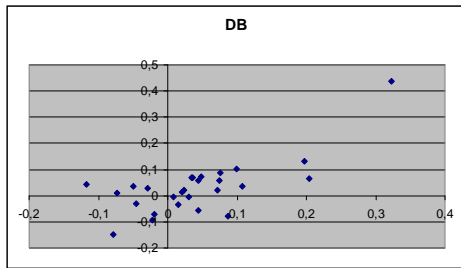
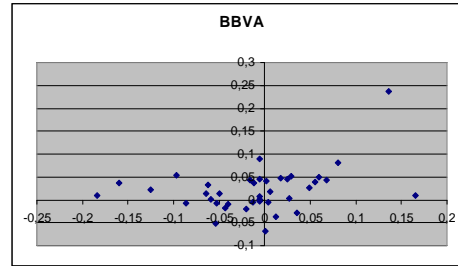
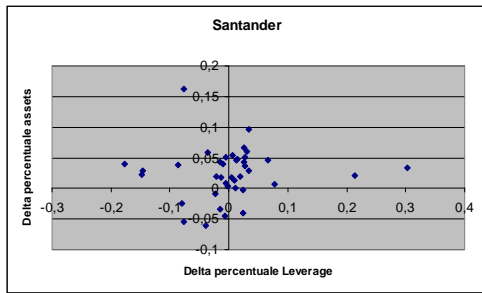
Bernanke B. and Gertler M. (1989), “Agency costs, net worth, and business fluctuations”, *American Economic Review*, 79, pp. 14-31.

Kiyotaki N. and Moore J. (1997), “Credit cycles”, *Journal of Political Economy*, 105, pp. 211-248.

Appendix⁵



⁵On the x-axis: % change of leverage.
On the y-axis: % change of total assets.



Elenco Quaderni già pubblicati

1. L. Giuriato, *Problemi di sostenibilità di programmi di riforma strutturale*, settembre 1993.
2. L. Giuriato, *Mutamenti di regime e riforme: stabilità politica e comportamenti accomodanti*, settembre 1993.
3. U. Galmarini, *Income Tax Enforcement Policy with Risk Averse Agents*, novembre 1993.
4. P. Giarda, *Le competenze regionali nelle recenti proposte di riforma costituzionale*, gennaio 1994.
5. L. Giuriato, *Therapy by Consensus in Systemic Transformations: an Evolutionary Perspective*, maggio 1994.
6. M. Bordignon, *Federalismo, perequazione e competizione fiscale. Spunti di riflessione in merito alle ipotesi di riforma della finanza regionale in Italia*, aprile 1995.
7. M. F. Ambrosanio, *Contenimento del disavanzo pubblico e controllo delle retribuzioni nel pubblico impiego*, maggio 1995.
8. M. Bordignon, *On Measuring Inefficiency in Economies with Public Goods: an Overall Measure of the Deadweight Loss of the Public Sector*, luglio 1995.
9. G. Colangelo, U. Galmarini, *On the Pareto Ranking of Commodity Taxes in Oligopoly*, novembre 1995.
10. U. Galmarini, *Coefficienti presuntivi di reddito e politiche di accertamento fiscale*, dicembre 1995.
11. U. Galmarini, *On the Size of the Regressive Bias in Tax Enforcement*, febbraio 1996.
12. G. Mastromatteo, *Innovazione di Prodotto e Dimensione del Settore Pubblico nel Modello di Baumol*, giugno 1996.
13. G. Turati, *La tassazione delle attività finanziarie in Italia: verifiche empiriche in tema di efficienza e di equità*, settembre 1996.
14. G. Mastromatteo, *Economia monetaria post-keynesiana e rigidità dei tassi bancari*, settembre 1996.
15. L. Rizzo, *Equalization of Public Training Expenditure in a Cross-Border Labour Market*, maggio 1997.
16. C. Bisogno, *Il mercato del credito e la propensione al risparmio delle famiglie: aggiornamento di un lavoro di Jappelli e Pagano*, maggio 1997.
17. F.G. Etro, *Evasione delle imposte indirette in oligopolio. Incidenza e ottima tassazione*, luglio 1997.
18. L. Colombo, *Problemi di adozione tecnologica in un'industria monopolistica*, ottobre 1997.
19. L. Rizzo, *Local Provision of Training in a Common Labour Market*, marzo 1998.
20. M.C. Chiuri, *A Model for the Household Labour Supply: An Empirical Test On A Sample of Italian Household with Pre-School Children*, maggio 1998.
21. U. Galmarini, *Tax Avoidance and Progressivity of the Income Tax in an Occupational Choice Model*, luglio 1998.
22. R. Hamai, M. Ratti, *The National Central Banks' Role under EMU. The Case of the Bank of Italy*, novembre 1998.

23. A. Boitani, M. Damiani, *Heterogeneous Agents, Indexation and the Non Neutrality of Money*, marzo 1999.
24. A. Baglioni, *Liquidity Risk and Market Power in Banking*, luglio 1999.
25. M. Flavia Ambrosanio, *Armonizzazione e concorrenza fiscale: la politica della Comunità Europea*, luglio 1999.
26. A. Balestrino, U. Galmarini, *Public Expenditure and Tax Avoidance*, ottobre 1999.
27. L. Colombo, G. Weinrich, *The Phillips Curve as a Long-Run Phenomenon in a Macroeconomic Model with Complex Dynamics*, aprile 2000.
28. G.P. Barbetta, G. Turati, *L'analisi dell'efficienza tecnica nel settore della sanità. Un'applicazione al caso della Lombardia*, maggio 2000.
29. L. Colombo, *Struttura finanziaria delle imprese, rinegoziazione del debito Vs. Liquidazione. Una rassegna della letteratura*, maggio 2000.
30. M. Bordignon, *Problems of Soft Budget Constraints in Intergovernmental Relationships: the Case of Italy*, giugno 2000.
31. A. Boitani, M. Damiani, *Strategic complementarity, near-rationality and coordination*, giugno 2000.
32. P. Balduzzi, *Sistemi pensionistici a ripartizione e a capitalizzazione: il caso cileno e le implicazioni per l'Italia*, luglio 2000.
33. A. Baglioni, *Multiple Banking Relationships: competition among "inside" banks*, ottobre 2000.
34. A. Baglioni, R. Hamoui, *The Choice among Alternative Payment Systems: The European Experience*, ottobre 2000.
35. M.F. Ambrosanio, M. Bordignon, *La concorrenza fiscale in Europa: evidenze, dibattito, politiche*, novembre 2000.
36. L. Rizzo, *Equalization and Fiscal Competition: Theory and Evidence*, maggio 2001.
37. L. Rizzo, *Le Inefficienze del Decentramento Fiscale*, maggio 2001.
38. L. Colombo, *On the Role of Spillover Effects in Technology Adoption Problems*, maggio 2001.
39. L. Colombo, G. Coltro, *La misurazione della produttività: evidenza empirica e problemi metodologici*, maggio 2001.
40. L. Cappellari, G. Turati, *Volunteer Labour Supply: The Role of Workers' Motivations*, luglio 2001.
41. G.P. Barbetta, G. Turati, *Efficiency of junior high schools and the role of proprietary structure*, ottobre 2001.
42. A. Boitani, C. Cambini, *Regolazione incentivante per i servizi di trasporto locale*, novembre 2001.
43. P. Giarda, *Fiscal federalism in the Italian Constitution: the aftermath of the October 7th referendum*, novembre 2001.
44. M. Bordignon, F. Cerniglia, F. Revelli, *In Search for Yardstick Competition: Property Tax Rates and Electoral Behavior in Italian Cities*, marzo 2002.
45. F. Etro, *International Policy Coordination with Economic Unions*, marzo 2002.
46. Z. Rotondi, G. Vaciago, *A Puzzle Solved: the Euro is the D.Mark*, settembre 2002.
47. A. Baglioni, *Bank Capital Regulation and Monetary Policy Transmission: an heterogeneous agents approach*, ottobre 2002.
48. A. Baglioni, *The New Basle Accord: Which Implications for Monetary Policy Transmission?*, ottobre 2002.
49. F. Etro, P. Giarda, *Redistribution, Decentralization and Constitutional Rules*, ottobre 2002.
50. L. Colombo, G. Turati, *La Dimensione Territoriale nei Processi di Concentrazione dell'Industria Bancaria Italiana*, novembre 2002.

51. Z. Rotondi, G. Vaciago, *The Reputation of a newborn Central Bank*, marzo 2003.
52. M. Bordignon, L. Colombo, U. Galmarini, *Fiscal Federalism and Endogenous Lobbies' Formation*, ottobre 2003.
53. Z. Rotondi, G. Vaciago, *The Reaction of central banks to Stock Markets*, novembre 2003.
54. A. Boitani, C. Cambini, *Le gare per i servizi di trasporto locale in Europa e in Italia: molto rumore per nulla?*, febbraio 2004.
55. V. Oppedisano, *I buoni scuola: un'analisi teorica e un esperimento empirico sulla realtà lombarda*, aprile 2004.
56. M. F. Ambrosanio, *Il ruolo degli enti locali per lo sviluppo sostenibile: prime valutazioni*, luglio 2004.
57. M. F. Ambrosanio, M. S. Caroppo, *The Response of Tax Havens to Initiatives Against Harmful Tax Competition: Formal Statements and Concrete Policies*, ottobre 2004.
58. A. Monticini, G. Vaciago, *Are Europe's Interest Rates led by FED Announcements?*, dicembre 2004.
59. A. Prandini, P. Ranci, *The Privatisation Process*, dicembre 2004.
60. G. Mastromatteo, L. Ventura, *Fundamentals, beliefs, and the origin of money: a search theoretic perspective*, dicembre 2004.
61. A. Baglioni, L. Colombo, *Managers' Compensation and Misreporting*, dicembre 2004.
62. P. Giarda, *Decentralization and intergovernmental fiscal relations in Italy: a review of past and recent trends*, gennaio 2005.
63. A. Baglioni, A. Monticini, *The Intraday price of money: evidence from the e-MID market*, luglio 2005.
64. A. Terzi, *International Financial Instability in a World of Currencies Hierarchy*, ottobre 2005.
65. M. F. Ambrosanio, A. Fontana, *Ricognizione delle Fonti Informative sulla Finanza Pubblica Italiana*, gennaio 2006.
66. L. Colombo, M. Grillo, *Collusion when the Number of Firms is Large*, marzo 2006.
67. A. Terzi, G. Verga, *Stock-bond correlation and the bond quality ratio: Removing the discount factor to generate a "deflated" stock index*, luglio 2006.
68. M. Grillo, *The Theory and Practice of Antitrust. A perspective in the history of economic ideas*, settembre 2006.
69. A. Baglioni, *Entry into a network industry: consumers' expectations and firms' pricing policies*, novembre 2006.
70. Z. Rotondi, G. Vaciago, *Lessons from the ECB experience: Frankfurt still matters!*, marzo 2007.
71. G. Vaciago, *Gli immobili pubblici.....ovvero, purché restino immobili*, marzo 2007.
72. F. Mattesini, L. Rossi, *Productivity shocks and Optimal Monetary Policy in a Unionized Labor Market Economy*, marzo 2007.
73. L. Colombo, G. Femminis, *The Social Value of Public Information with Costly Information Acquisition*, marzo 2007.
74. L. Colombo, H. Dawid, K. Kabus, *When do Thick Venture Capital Markets Foster Innovation? An Evolutionary Analysis*, marzo 2007.
75. A. Baglioni, *Corporate Governance as a Commitment and Signalling Device*, novembre 2007.
76. L. Colombo, G. Turati, *The Role of the Local Business Environment in Banking Consolidation*, febbraio 2008.

77. F. Mattesini, L. Rossi, *Optimal Monetary Policy in Economies with Dual Labor Markets*, febbraio 2008.
78. M. Abbritti, A. Boitani, M. Damiani, *Labour market imperfections, “divine coincidence” and the volatility of employment and inflation*, marzo 2008.
79. S. Colombo, *Discriminatory prices, endogenous locations and the Prisoner Dilemma problem*, aprile 2008.
80. L. Colombo, H. Dawid, *Complementary Assets, Start-Ups and Incentives to Innovate*, aprile 2008.
81. A. Baglioni, *Shareholders’ Agreements and Voting Power, Evidence from Italian Listed Firms*, maggio 2008.
82. G. Ascari, L. Rossi, *Long-run Phillips Curve and Disinflation Dynamics: Calvo vs. Rotemberg Price Setting*, settembre 2008.
83. A. Baglioni, A. Monticini, *The intraday interest rate under a liquidity crisis: the case of August 2007*, ottobre 2008.
84. M. F. Ambrosanio, M. Bordignon, F. Cerniglia, *Constitutional reforms, fiscal decentralization and regional fiscal flows in Italy*, dicembre 2008.
85. S. Colombo, *Product differentiation, price discrimination and collusion*, marzo 2009.
86. L. Colombo, G. Weinrich, *Persistent disequilibrium dynamics and economic policy*, marzo 2009.
87. M. Bordignon, G. Tabellini, *Moderating Political Extremism: Single Round vs Runoff Elections under Plurality Rule*, aprile 2009.
88. S. Colombo, L. Grilli, C. Rossi Lamastra, *On the determinants of the degree of openness of Open Source firms: An entry model*, maggio 2009.
89. A. Baglioni, M. Grillo, *Calamità naturali e assicurazione: elementi di analisi per una riforma*, settembre 2009.
90. S. Colombo, *Pricing Policy and Partial Collusion*, ottobre 2009.
91. A. Baglioni, *Liquidity crunch in the interbank market: is it credit or liquidity risk, or both?*, novembre 2009.
92. S. Colombo, *Taxation and Predatory Prices in a Spatial Model*, marzo 2010.
93. A. Baglioni, A. Boitani, M. Liberatore, A. Monticini, *Is the leverage of European Commercial Banks Pro-Cyclical?*